

RØDE[®]


M I C R O P H O N E S



NT55 Instruction Manual



www.rodemic.com

CE (EMC, LVD) 

Introduction

Thank you for investing in the **RØDE** NT55 studio condenser microphone.

Whether you've purchased this mic on its own, or as a part of a matched pair set, I'm confident that you will find the NT55 is a masterpiece of small-diaphragm cardioid-condenser microphone design.

Although clearly relevant to instrument miking, the NT55 is extremely well suited to situations where a small 'unobtrusive' yet powerful microphone system is required.

The NT55 utilises the 1/2" (externally biased) gold sputtered true condenser transducer used in the internationally renowned RØDE NT5. The NT55, is a state-of-the-art low noise balanced output microphone, exhibiting a wide dynamic range and full frequency response.

The NT55 circuit incorporates a three position variable PAD with 0, -10 or 20dB attenuation, and a three position variable high-pass filter that enables you to step from a flat response to 75 or 150 Hz high pass filter.

The NT55 is intended for film, television, broadcast, live performance, theatre, surround and environmental recording applications or wherever your imagination takes you.

The NT55 comes with two different condenser microphone heads to provide a wide variety of polar patterns.

Please take the time to visit **www.rodemic.com** and register your microphone for a full ten year warranty.

While there you can view studio tips and techniques, as well as browse the comprehensive range of accessories for the NT55 and other **RØDE** microphones.



Peter Freedman

RØDE Microphones

Sydney, Australia

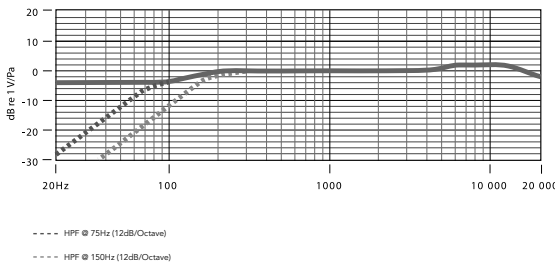
Specifications

Acoustic Principle:	Pressure gradient
Directional Pattern:	Cardioid (see graph)
Frequency Range:	20Hz ~ 20,000Hz (see graph)
Output Impedance:	100 Ω
Sensitivity:	-38dB re 1V/Pa @ 1kHz (12.6mV/Pa @ 94dB SPL) \pm 2dB @ 1kHz
Equivalent Noise:	15dBA SPL (per IEC651)
Maximum Output:	+8dBu (@ 1kHz, 1% THD into 1k Ω)
Dynamic Range:	>121dB (per IEC651)
Maximum SPL:	136dB (146/156dB using PAD) (@ 1kHz, 1% THD into 1k Ω)
Signal/Noise:	79dB SPL (@ 1kHz, rel 1Pa per IEC651)
Power Requirement:	Phantom P48
Output Connection:	3-pin XLR
Net Weight:	100g
Dimensions:	145 x 20 x 20mm

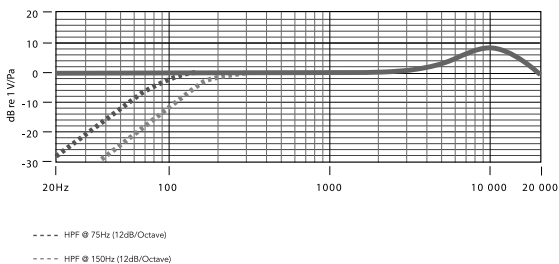
Specifications

Frequency Response

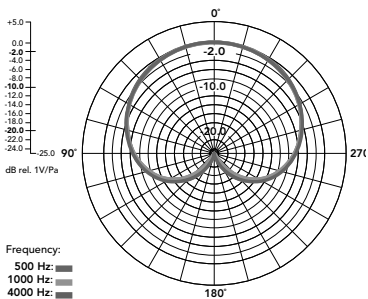
Cardioid



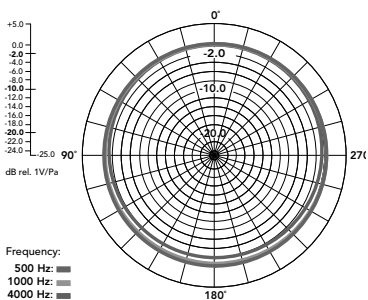
Omni



Polar Response



Cardioid capsule



Omni capsule

Features

- Full (externally biased) Condenser
- Gold sputtered ½" capsule
- Heavy-duty satin nickel-plated body
- Three position PAD (0/-10/-20dB)
- Three position High-Pass Filter (0/75/150Hz)
- Cardioid or Omni polar pattern (using interchangeable capsule)
- Full frequency response
- Designed & manufactured in Australia
- Full 10 year guarantee*

Accessories

Single



RM5
stand mount



NT45-O
Omni capsule



Custom case

Matched Pair



2 x RM5
stand mount



2 x NT45-O
Omni capsule



RC5
Hard case

*Online product registration required.

Changing the capsules

- The NT45 capsules are designed to be user-friendly, making the interchanging of capsules a simple procedure.
- Ensure that the mic is disconnected from all power by removing the XLR. Once this is done the capsule can be easily unscrewed from the NT55 body.



- Take extra care with the body and capsule when they are apart and avoid exposure to any moisture and dust. Always store all components in the case provided.



- Replace the desired capsule onto the body by screwing it into position.



Cardioid (NT45-C) and Omni (NT45-O) capsules are also available separately, and are compatible with RØDE NT4, NT5, NT55 and NT6 microphones.

Powering the NT55

- For optimum performance the NT55 requires a "P48" phantom power supply (48 Volt DC).
- Most professional mixing consoles have an internal 48 V supply; alternatively you can purchase a separate supply. Ensure that the power supply you use is a professional unit that is operating correctly.
- Damage resulting from the connection of the NT55 to a faulty power supply is not covered by the warranty.

Storage

- After use the NT55 should be removed from its stand mount, wiped with a dry, soft cloth and placed in its protective case with the supplied moisture-absorbent crystals.
- Be sure to place the moisture-absorbent crystals (supplied) at the head of the microphone(s), so as to absorb any moisture present.

Eventually this pack of crystals will need to be dried. This is indicated by the crystals turning pink in colour.

They can easily be re-used by placing them in an oven at 100 - 150 degrees celsius for approximately ten minutes. The crystals will operate effectively again once they have turned blue.

Warranty

All **RØDE** microphones are warranted for one year from date of purchase. You can extend that to a full ten years if you register online at www.rodemic.com.

The warranty covers parts and labour that may be required to repair the microphone during the warranty period. The warranty excludes defects caused by normal wear and tear, modification, shipping damage, or failure to use the microphone as per the instruction guide.

If you experience any problem, or have any questions regarding your **RØDE** microphone, first contact the dealer who sold it to you. If the microphone requires a factory authorised service, return will be organised by that dealer.

We have an extensive distributor/dealer network, but if you have difficulty getting the advice or assistance you require, do not hesitate to contact us directly.

RØDE® Microphones

International

107 Carnarvon Street
Silverwater NSW 2128 Australia
Ph: +61 2 9648 5855
Fax: +61 2 9648 2455

USA

P.O. Box 4189
Santa Barbara, CA 93140-4189
Ph: 805 566 7777
Fax: 805 566 0071

Technical Support

For information and technical support questions contact:
support@rodemic.com

In the Unites States and Puerto Rico, contact
usasupport@rodemic.com or call 805 566 7777

In Australia, contact ozsupport@rodemic.com or call (02) 9648 5855

Anywhere except Australia, the United States and Puerto Rico,
contact support@rodemic.com or call +61 2 9648 5855