

# BASSO21t

21" High Performance Band-Pass Touring Subwoofer



QuickStart Guide

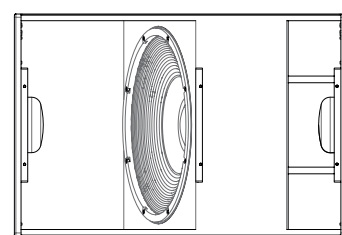
Many key factors are to be considered when configuring the subwoofer section of a loudspeaker system to perfectly match each application: size/weight, logistic and operational setups, SPL needs, LF extension, cost limitations, as well as sound engineer preferences (depending on different the type and size of the event) or audio program characteristics and regional style taste for subwoofer mixes.

**BASSO** Series models allow the user to choose the most adequate subwoofer for any given situation from within a family of products with common finish, design solutions and performance philosophy as well as shared rigging and transport accessories.

**BASSO21t** is a 21" subwoofer that has been designed to deliver high SPL levels and efficiency out of a medium format enclosure delivering serious power density.

The 5th Order Band-Pass design together with the premium-quality European 21" woofer deliver serious SPL with maximum impact in the 50 to 100 Hz octave and the extended sub range of 30 Hz allows for Infra extension application into any system.

**BASSO21t** features four integrated handles and two 35 mm pole mount sockets for vertical and horizontal set-ups. **BASSO21t** is compatible with optional **BASSO** rigging frames for ground-stacked configurations. Optional wheels kit is also available.

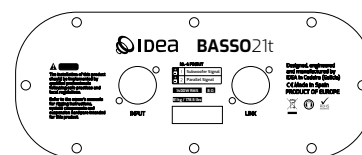


## SYSTEM CONFIGURATION AND SETTINGS

**BASSO21t** back panel is fitted with a pair of Neutrik NL-4 connectors in parallel for straightforward, flexible installation setup.

### NL-4 PINOUT:

+/- 1	Subwoofer Signal
+/- 2	Parallel Signal



## RECOMMENDED SETTINGS

### LPF@ 80 Hz

Type	Freq	Q	Gain
Bell	54 Hz	7.0	-2.10
Bell	132 Hz	3.0	-3.30
Low Pass	87 Hz	0.8	--
Bell	42 Hz	3.0	-0.30
<b>HPF:</b>	20 Hz	Butterworth 24dB	
<b>LPF:</b>	65 Hz	Butterworth 24dB	

### LPF@ 100 Hz

Type	Freq	Q	Gain
Bell	65 Hz	5.3	-4.30
Bell	132 Hz	3.0	-2.00
Low Pass	101 Hz	0.8	--
Bell	50 Hz	3.0	-0.40
<b>HPF:</b>	20 Hz	Butterworth 24dB	
<b>LPF:</b>	77 Hz	Butterworth 24dB	

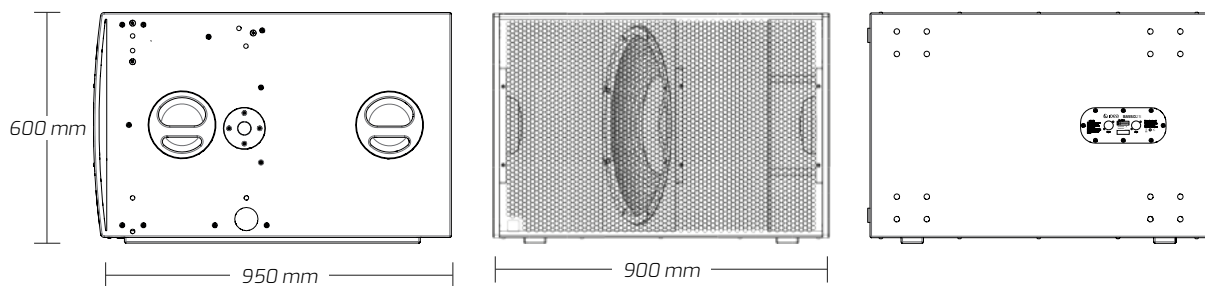
### LPF@ 120 Hz

Type	Freq	Q	Gain
Bell	73 Hz	3.4	-4.70
<b>HPF:</b>	20 Hz	Butterworth 24dB	
<b>LPF:</b>	82 Hz	Butterworth 24dB	

## TECHNICAL DATA

<b>Enclosure design</b>	Band-Pass
<b>Transducers</b>	1 x 21"
<b>Power Handling (RMS)</b>	1400 W
<b>Nominal Impedance</b>	8 Ohm
<b>SPL (Continuous/Peak)</b>	132/138 dB SPL
<b>Frequency Range (-10 dB)</b>	25 - 100/120/150 Hz
<b>Frequency Range (-3 dB)</b>	30 - 80/100/120 Hz
<b>Dimensions (WxHxD)</b>	900 x 600 x 950 mm (35.4 x 23.6 x 37.4 inch)
<b>Weight</b>	81 kg (178,5 lbs)
<b>Connectors</b>	2 x Neutrik speakOn NL-4 in parallel
<b>+/-1</b>	Input
<b>+/-2</b>	Link
<b>Cabinet Construction</b>	18 mm Plywood
<b>Grille</b>	2 mm perforated weatherised steel with protective foam
<b>Finish</b>	Durable IDEA proprietary Aquaforce paint coating process
<b>Handles</b>	4 integrated handles
<b>Feet/Skates</b>	2 skates (H)
<b>Installation</b>	Two 36 mm Pole mount sockets (top and side)
<b>Accessories</b>	Riggin Frame (RF-900) Riggin Frame adaptor (RF-9060) Riggin System (RS-BASSO-L) Wheels (WH-04) 35 mm Pole (K&M-21336)

## TECHNICAL DRAWINGS



## WARNINGS AND SAFETY GUIDELINES

- Read this document thoroughly, follow all safety warnings and keep it for future reference.



- The exclamation mark inside a triangle indicates that whatever repairing and component replacement operations must be done by qualified and authorized personnel.

- No user serviceable parts inside.

- Only use accessories tested and approved by IDEA and supplied by the manufacturer or an authorized dealer.

- Installations, rigging and suspension operations must be done by qualified personnel.

- Only use accessories specified by IDEA, complying with maximum loads specifications and following local safety regulations.



- Read the specifications and connection instructions before proceeding to connect the system and use only cabling supplied or recommended by IDEA. Connection of the system should be done by qualified personnel.

- Professional sound reinforcement systems can deliver high SPL levels that may result in hearing damage. Do not stand close to the system while in use.



- Loudspeakers produce magnetic field even while they are not in use or even when disconnected. Do not place or expose loudspeakers to any device that is sensitive to magnetic fields such as television monitors or data storage magnetic material.

- Disconnect the equipment during lightning storms and when it is not to be used for a long time.

- Do not expose this device to rain or moisture.

- Do not place any objects containing liquids, such as bottles or glasses, on the top of the unit. Do not splash liquids on the unit.

- Clean with a wet cloth. Do not use solvent-based cleaners.

- Regularly check the loudspeaker housings and accessories for visible signs of wear and tear, and replace them when necessary.

- Refer all servicing to qualified service personnel.



- This symbol on the product indicates that this product should not be treated as household waste. Follow local regulation for recycling of electronic devices.

- IDEA declines any responsibility from misuse that may result in malfunction or damage of the equipment.

## WARRANTY

- All IDEA products are guaranteed against any manufacturing defect for a period of 5 years from date of purchase for acoustical parts and 2 years from date of purchase for electronic devices.
- The guarantee excludes damage from incorrect use of the product.
- Any guarantee repair, replacement and servicing must be exclusively done by the factory or any of authorized service centres.
- Do not open or intend to repair the product; otherwise servicing and replacement will not be applicable for guarantee repair.
- Return the damaged unit, at shipper's risk and freight prepaid, to the nearest service centre with a copy of the purchase invoice in order to claim guarantee service or replacement.

## DECLARATION OF CONFORMITY

*I MAS D ELECTROACÚSTICA SL*

*POL. A TRABE 19-20 15350 CEDEIRA (GALICIA - SPAIN)*

*DECLARES THAT: BASSO21T*

*COMPLIES WITH THE FOLLOWING EU DIRECTIVES:*

*ROHS (2002/95/CE) RESTRICTION OF HAZARDOUS SUBSTANCES*

*LVD (2006/95/CE) LOW VOLTAGE DIRECTIVE*

*EMC (2004/108/CE) ELECTRO-MAGNETIC COMPATIBILITY*

*WEEE (2002/96/CE) WASTE OF ELECTRIC AND ELECTRONIC EQUIPMENT*

*EN 60065: 2002 AUDIO, VIDEO AND SIMILAR ELECTRONIC APPARATUS. SAFETY REQUIREMENTS.*

*EN 55103-1: 1996 ELECTROMAGNETIC COMPATIBILITY: EMISSION*

*EN 55103-2: 1996 ELECTROMAGNETIC COMPATIBILITY: IMMUNITY*



[www.ideaproaudio.com](http://www.ideaproaudio.com)



For further information scan the QR Code  
or refer to the following web address: [www.ideaproaudio.com/product-detail/basso2t](http://www.ideaproaudio.com/product-detail/basso2t)

IDEA is always in pursuit of better performance, greater reliability and design features.  
Technical specifications and minor finish details may vary without notice in order to improve our products.

©2020 - I MAS D Electroacústica SL

PoL A Trabe 19-20 15350 Cedeira (Galicia - Spain)