

# BASSO10



## 10" Compact Bass-Reflex Install Subwoofer

### FEATURES

- Compact form-factor
- Premium European high-efficiency custom IDEA 10" Transducer
- 8 Ohm Passive
- Dual Neutrik NL-4 connectors
- Rugged 15 mm birch plywood construction and finish
- Durable Aquaforce paint, available in standard textured black or white
- Optional RAL colors on demand



### APPLICATIONS

- Main or distributed subwoofer system in Pubs, Lounges, Bars and small clubs
- High SPL A/V sets sound reinforcement

### OVERVIEW

**BASSO** Series models allow users to choose the most adequate subwoofer setup for any given situation from within a family of products with common finish, design solutions and performance philosophy, as well as shared rigging and transport accessories.

**BASSO10** is a very compact 10" subwoofer that delivers serious SPL levels for installations that require professional sound reinforcement in spaces where integration and size are key requirements.

The 10" low-frequency transducer allows this compact, powerful box to deliver high-quality audio signal with maximum electro-acoustical efficiency, power-density and outstanding maximum SPL levels.

Built with the same durable, rugged construction as all **BASSO** family members, **BASSO10** cabinet is made with 15 mm birch plywood and finished with exclusive IDEA Aquaforce textured painting. The 1.5 mm weatherized steel grilled with Aquaforce coating and an internal foam panel protect the loudspeaker from any weather or ambient conditions.

**BASSO10** features two integrated handles to easily handle this lightweight 15 kg subwoofer.

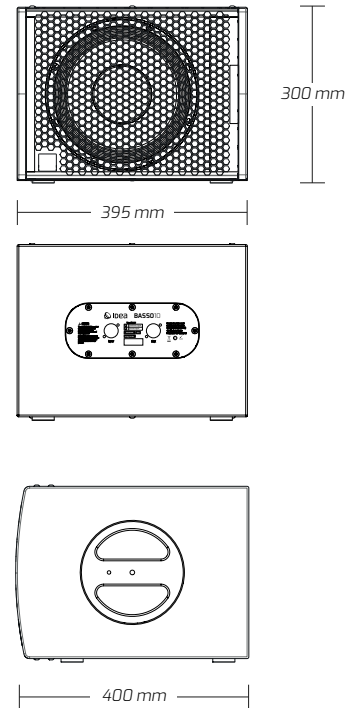
This compact form-factor cabinet measures only 395 x 300 x 400 mm allowing for unobtrusive, discreet integration into any location while providing excellent SPL for low frequency reinforcement for professional installations.



## TECHNICAL DATA

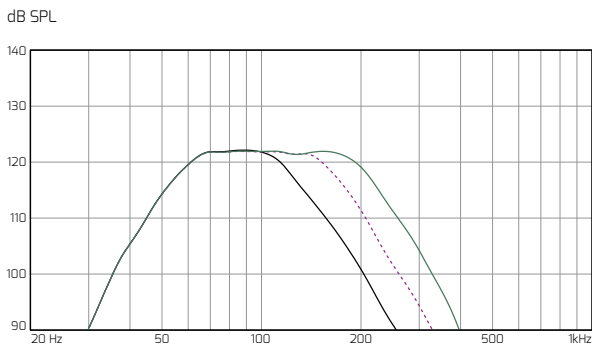
Enclosure Design	Bass-Reflex
Transducers	10"
Power Handling (RMS)	400 W
Nominal Impedance	8 Ohm
SPL (Continuous/Peak)	122/128 dB SPL
Frequency Range (-10 dB)	47 - 140/200/240 Hz
Frequency Range (-3 dB)	57 - 115/155/200 Hz
Dimensions (WxHxD)	395 x 300 x 400 mm (15.6 x 11.8 x 15.7 in)
Weight	15 kg (33.1 lb)
Connectors	2 x Neutrik speakOn NL-4 in parallel
+/-1	Input
+/-2	Link
Cabinet Construction	15 mm birch plywood
Grille	1.5 mm weatherised steel with protective foam
Finish	Durable, high-resistance IDEA-proprietary Aquaforce paint coating process
Handles	2 integrated handles
Installation	4 x M8 inserts
Accessories	U-Bracket vertical (UB-B10-V)

## TECHNICAL DRAWINGS

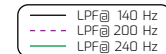


## ACOUSTICAL MEASUREMENTS

### FREQUENCY RESPONSE



Factory presets (-10 dB)



This graph shows the frequency response for a 1-watt swept sine signal in a semi-anechoic environment (2π), measured at 3 m and scaled down at 1 m.

In order to provide more precise information for acoustical analysis, a 1/6 octave smoothing has been applied.

### IMPEDANCE

