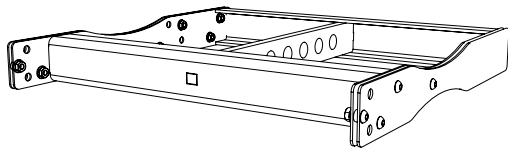


# RF-EV055


Rigging Frame for EV055 Line-Array systems



Quick Start Guide

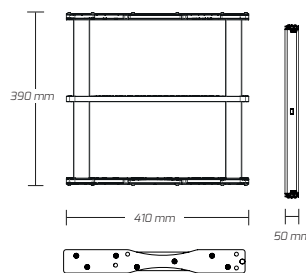


The EV055 rigging structure allows for quick, easy and secure deployment of EV055 arrays in flown setups. The rigging frame has been design to seamlessly fit and lock with EV055 integrated rigging hardware and features dedicated holes to stow locking pins.



## TECHNICAL DATA

<b>Construction</b>	Weatherized steel
<b>Max. array elements load</b>	12 x EV055 elements
<b>Design Factor</b>	12:1
<b>Weight</b>	5.5 Kg
<b>Dimensions</b>	50 x 410 x 390 mm



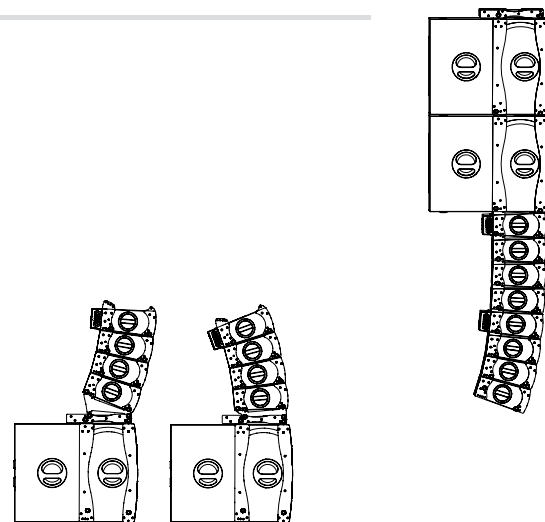
## Flown-Subwoofers Systems

Maximum array element count per system

EVO55	BASSO24t F400
12	-
8	3
6	2
4	1

EV055 Systems can be flown with dedicated subwoofer BASSO24t F400 (see BASSO24t) that features a dedicated rigging system (included for F400 models).

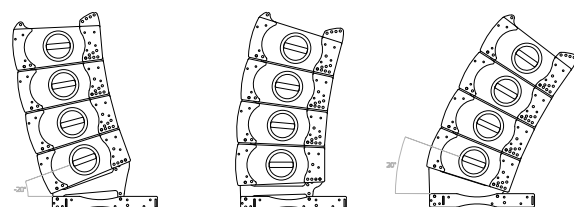
Stacked configurations are also available with the optional accessory RS-EVO-STK.



## RS-EVO-STK - Optional stacking adaptors

Use the (optional) raisers adaptor kit RS-EVO-STK for stacked configurations on the ground, on stage or on IDEA EVO Series dedicated subwoofer with integrated rigging system.

These accessories allow for upfiring stacked configurations of up to 20° (available 0°, 5°, 10° and 20° angulations) and also downfiring stacked configurations of down to -20° (0°, -5°, -10° and -20° positions available).



## WARNINGS AND SAFETY GUIDELINES



- Read this document thoroughly, follow all safety warnings and keep it for future reference.
- The exclamation mark inside a triangle indicates that whatever repairing and component replacement operations must be done by qualified and authorized personnel.
- Only use accessories tested and approved by IDEA and supplied by the manufacturer or an authorized dealer.
- Installations, rigging and suspension operations must be done by qualified personnel.
- Only use accessories specified by IDEA, complying with maximum loads specifications and following local safety regulations.
- Read the specifications and connection instructions before proceeding to setup the system. Deployment of the system should be done by qualified personnel.
- Operators shall observe (under their sole responsibility) to ensure the working load limit (WLL) of all the suspension points in order not to exceed the total system loads specified in this document.
- In case, a more restrictive local regulation regarding mechanical strength and safety factors may be applicable, it's under the user's responsibility to ensure the observance of these regulations.
- Under windy conditions, it is recommended to reinforce safety rigging and fastening of the assembly.
- Professional sound reinforcement systems can deliver high SPL levels that may result in hearing damage. Do not stand close to the system while in use.
- Loudspeaker produce magnetic field even while they are not in use or even when disconnected. Do not place or expose loudspeakers to any device that is sensitive to magnetic fields such as television monitors or data storage magnetic material.
- On a regular basis, check the rigging frame and accessories for visible signs of wear and tear, and replace them when necessary.
- Refer all servicing to qualified service personnel.
- IDEA declines any responsibility from misuse that may result in malfunction or damage of the equipment.

## WARRANTY

All IDEA products are guaranteed against any manufacturing defect for a period of 5 years from date of purchase for acoustical parts and 2 years from date of purchase for electronic devices.

The guarantee excludes damage from incorrect use of the product.

Any guarantee repair, replacement and servicing must be exclusively done by the factory or any of authorized service centers.

Do not open or intend to repair the product; otherwise servicing and replacement will not be applicable for guarantee repair.

Return the damaged unit, at shipper's risk and freight prepaid, to the nearest service center with a copy of the purchase invoice in order to claim guarantee service or replacement.

## DECLARATION OF CONFORMITY

I MAS D Electroacústica SL  
Constitución 5 – 9  
46009 VALENCIA (Spain)

Declares that / Declara que:

**RF-EVO55**

Complies with the following Directives / Cumple con las siguientes Directivas:

BGV C1



Download the User's Manual scanning this QR code or from the following address:

[www.ideaproaudio.com](http://www.ideaproaudio.com)

IDEA is always in pursuit of better performance, greater reliability and design features; technical specifications and minor finish details may vary without notice in order to improve our products.